








# Ultrasound Table Clinical Guide

Features & Procedures	Sound Pro™ Combination Table	Ultra Pro™ Ultrasound Table	Econo Ultrasound Table	Echo Pro™ Echocardiography Table	Econo Echocardiography Table	Echo/Vasc Pro™ Vascular Echocardiography Table	Vasc Pro™ Vascular Ultrasound Table
							
<b>Key Features for Biodesx Ultrasound Table</b>							
Patient weight to 500 lb/Powered height Min. 23"	✓	✓	✓	✓	✓	✓	✓
Wheelchair Transfer Capable	✓	✓	✓	✓	✓	✓	✓
Powered Fowler raised back to 80 deg	✓	✓	✓	✓	✓	✓	✓
Cardiac Panel/Sonographer Panel tilt up/down	✓			✓	✓	✓	
Powered Trendelenburg Table Motions	+/- 15 deg	+/- 15 deg		+/- 15 deg		+15/-30 deg	+15/-30 deg
Drop down leg section/stowed Stirrups	✓	Stirrups Optional			Stirrups Optional		
Meets Medical Equipment Safety Standard ETL UL 60601-1	✓	✓	✓	✓	✓	✓	✓
<b>Head and Torso Procedures</b>							
	Sound Pro Combination Table	Ultra Pro Ultrasound Table	Econo Ultrasound Table	Echo Pro Echocardiography Table	Econo Echocardiography Table	Echo/Vasc Pro Vascular Echocardiography Table	Vasc Pro Vascular Ultrasound Table
Transcranial	✓	✓	✓	✓	✓	✓	✓
Thyroid, Carotid/Duplex (with optional tilt head extension)	✓	✓	✓	✓	✓	✓	✓
Aorta, Superior Mesenteric Artery (SMA)	✓	✓	✓				
Arterial (optional pivoting scanning armboard)	✓	✓	✓	✓	✓	✓	✓
Abdomen, Abdominal Doppler	✓	✓	✓				
Renal Artery, Musculoskeletal	✓	✓	✓				
Kidney, Renal/Transplant Evaluation, Pelvis	✓	✓	✓				
Hysterosonography	✓	✓	✓				
Testicular	✓	✓	✓				
Breast Imaging	✓	✓	✓				
OB GYN (Optional Stirrups, Standard on Sound Pro)	✓	✓	✓		✓		
Endovaginal	✓	✓			✓		
Transesophageal Echo (TEE)	✓	✓	✓	✓	✓	✓	✓
Stress Echo	✓			✓	✓	✓	

Continued on next page

Features & Procedures	Sound Pro™ Combination Table	Ultra Pro™ Ultrasound Table	Econo Ultrasound Table	Echo Pro™ Echocardiography Table	Econo Echocardiography Table	Echo/Vasc Pro™ Vascular Echocardiography Table	Vasc Pro™ Vascular Ultrasound Table
							
<b>Upper and Lower Extremity Procedures</b>							
DVT/Lower Extremity Arterial	✓	✓	✓	✓	✓	✓	✓
Upper Extremity Venous	✓	✓	✓	✓	✓	✓	✓
Venous Reflux						✓	✓
Arterial Scan/Doppler (PAD)						✓	✓
Venous Mapping and Doppler DVT						✓	✓
Venous Access and Placement						✓	✓
Venous Insufficiency						✓	✓
Venous Ablation						✓	✓
<b>Biodesx Ultrasound Table Standard and Optional Features</b>							
	Sound Pro Combination Table	Ultra Pro Ultrasound Table	Econo Ultrasound Table	Echo Pro Echocardiography Table	Econo Echocardiography Table	Echo/Vasc Pro Vascular Echocardiography Table	Vasc Pro Vascular Ultrasound Table
Sonographer Maximum-Access frame design	✓	✓	✓	✓	✓	✓	✓
Bariatric 30" Wide Tabletop	✓	✓	✓	✓	✓	✓	✓
Antimicrobial Premium Naugahyde® Pad Surfaces	✓	✓	✓	✓	✓	✓	✓
Contoured 3" Pads for easy slide on and off	✓	✓	✓	✓	✓	✓	✓
Wheels, 5" casters, better stability	✓	✓	✓	✓	✓	✓	✓
Allows Seated Position	✓	✓	✓				
Allows Standing Position						✓	✓
Hand Pendant	✓	✓	✓	✓	✓	✓	✓
Auto Leveling function	✓	✓		✓		✓	✓
Central floor locks, one lever	✓	✓		✓		✓	✓
Powered Trendelenburg Table Motions	✓	✓		✓		✓	✓
Siderails	✓	Optional	Optional	Optional	Optional	Optional	Optional
Stirrups	✓	Optional	Optional		Optional		
Foot Controller	✓	Optional		Optional		Optional	Optional
Paper Dispenser	✓	Optional	Optional	Optional	Optional	Optional	Optional
Table mount IV Pole	✓	Optional	Optional	Optional	Optional	Optional	Optional
Pivoting Arm Board, Siderails, for Extremity Venous Scans	✓	Optional	Optional	Optional	Optional	Optional	Optional
Head rest extension with tilt down function	Optional	Optional	Optional	Optional	Optional	Optional	Optional
Sonographer Chair, Custom Matched	Optional	Optional	Optional	Optional	Optional	Optional	Optional