




RADIAC SYSTEM

Radiac System for vehicles or shelters



Nuclear
Power



Healthcare



Homeland
Security
& Defense



Labs and
Education



Industrial and
Manufacturing

OVERVIEW

This RADIAC system allows real-time nuclear radiation monitoring in on-board or fixed applications. It detects and measures gamma radiation down to low levels (L.L.R) and provides alarm indication.

- Detection and crew protection (ALARA concept)
- Suitable for all types of vehicles (NBC Recce, AFVs/ IFVs, soft skinned)
- Flexible implementation either with or without display unit.

Covers broad range of threats:

- Tactical operations
 - direct exposure to gamma radiation
 - gamma radiation issued from contamination
- Peace keeping missions
 - Unprotected or orphan sources
- Technological hazard
 - Point sources and spread contamination
- Terrorism
 - Radiological Dispersal device (RDDs)

According to recommendations & meets requirements of:

- NATO AC/225 – D/104 recommendations
- AEP-14
- IEC 532

KEY FEATURES

- Smart detector for inside and outside monitoring from Low Level Radiation to radiac threat levels
- Flexible implementation
- Low size and weight for implementation in space critical vehicle
- Fast response time
- Dose rate, mission accumulated dose and vehicle accumulated dose
- High reliability, qualified to MIL standards, EMP and TREE protected
- Two alarms, dose rate and mission dose
- Adjustable thresholds over full measurement range
- Local and remote alarms (with display unit)
- Adjustable correlation/protection factors
- History record of measurements and events
- Flexible display and sound modes
- Interfaces with Vehicle Management System and alarm system
- Flexible mounting options (display unit): top or roof/ wall mount
- Provided with configuration software tool

RADIOLOGICAL PERFORMANCES

- Gamma radiation detection
- Dose rate range: 50 nGy/h to 10 Gy/h
- Energy response:
 - 50 keV to 1.3 MeV (tested)
 - 50 keV to 3 MeV (predicted)
- Linearity: < +/- 15% (50 keV to 1.3 MeV)
- IEC 532 compliant

POWER SUPPLY

- 18VDC to 32VDC
- Power consumption (typical):
 - Detector: 1W
 - Display unit: 6W

MECHANICAL CHARACTERISTICS

- Detector: 125 x 80 x 92 mm
- Display unit: 227 x 144 x 77 mm
- Display unit can be top or roof/wall mounted
- Weight:
 - Detector: 1 kg
 - Display unit: 1.35 kg

ENVIRONMENTAL CHARACTERISTICS

- Operating temperature: -40°C to +60°C
- Shock resistant
- Vibration resistant to MIL STD 167
- EMC compliant to MIL-STD 461
- Electrical interface compliant to MIL-STD-1275
- IP67 (detector) and IP55 (display unit)
- Decontaminable



Top mount



Roof/wall mount

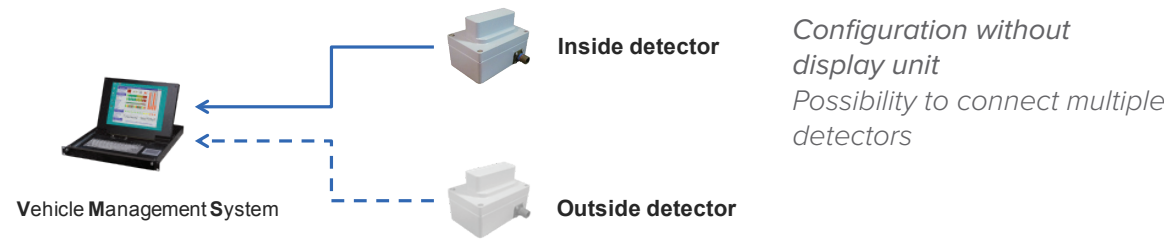

RADIAVIEW SOFTWARE

In a configuration without display unit, it can be supplied our RADIAVIEW management PC software to be integrated into vehicle management system or separate computer. It provides the following main features:

- Communication management of several detectors
- Graphical presentation of measurement and detectors statuses
- Alarm management
- History records of the measurements and events

Configuration with display unit

Available in configurations from 1 to 3 detectors



Configuration without display unit

Possibility to connect multiple detectors

> CHINA - SHANGHAI
T: +86 21 6180 6920 | E: info-cn@mirion.com

> FINLAND - TURKU
T: +358 2 4684 600 | E: info-fi@mirion.com

> FRANCE - LAMANON
T: +33 (0) 90 59 59 59 | E: info-fr@mirion.com

> GERMANY - HAMBURG
T: +49 40 85193 0 | E: info-de@mirion.com

> USA - SMYRNA, GEORGIA
T: +1 770 432 2744 | E: info-us@mirion.com

Copyright (c) 2015 Mirion Technologies, Inc. or its affiliates. All rights reserved. Mirion, the Mirion logo, and other trade names of Mirion products listed herein are registered trademarks or trademarks of Mirion Technologies, Inc. or its affiliates in the United States and other countries. Third party trademarks mentioned are the property of their respective owners.